

MİMARİ KATALOG

ARCHITECTURAL CATALOGUE

Aluminyum Kapı Pencere ve Giydirme Cephe Sistemleri
Aluminium Window Doors and Facade Systems



Rescara Sistem
Profil Detayları

Rescara System
Profile Details



RS58

RESCARA SİSTEM

RESCARA SYSTEM

Aluminyum Kapı Pencere ve Giydirme Cephe Sistemleri
Aluminium Window Doors and Facade Systems

21



22

23

24

25

26

27

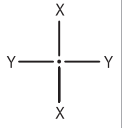
28

29

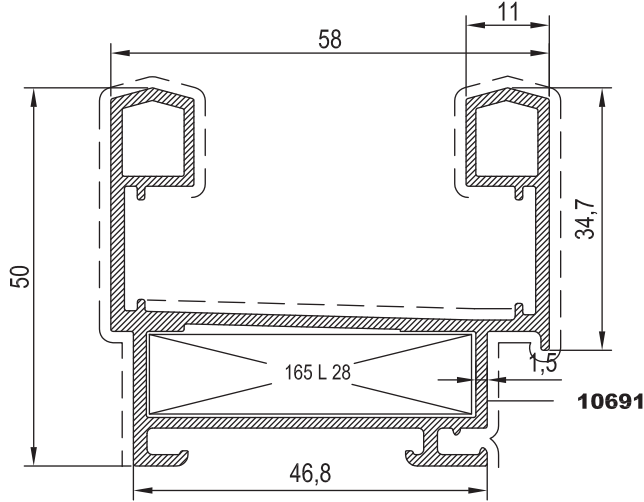
30



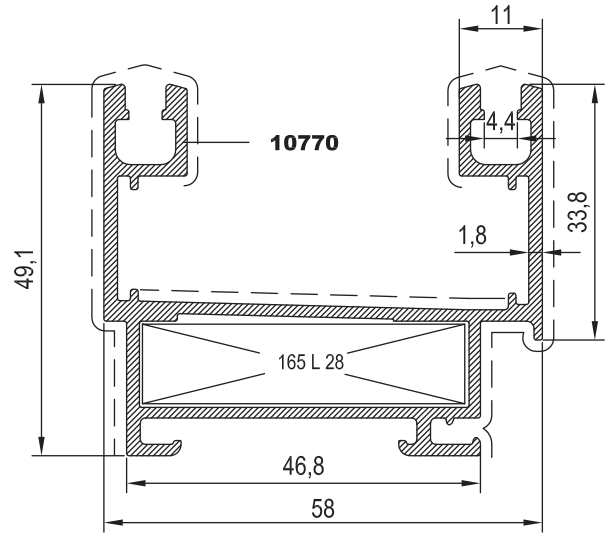
KOD / CODE	AĞIRLIK (kg/m) / WEIGHT	J _{xx} cm ⁴	J _{yy} cm ⁴	L m
S58 F 01	1,167	19,950	9,850	6
S58 F 09	1,197	20,470	9,850	6
S58 F 10	1,338	30,150	10,580	6



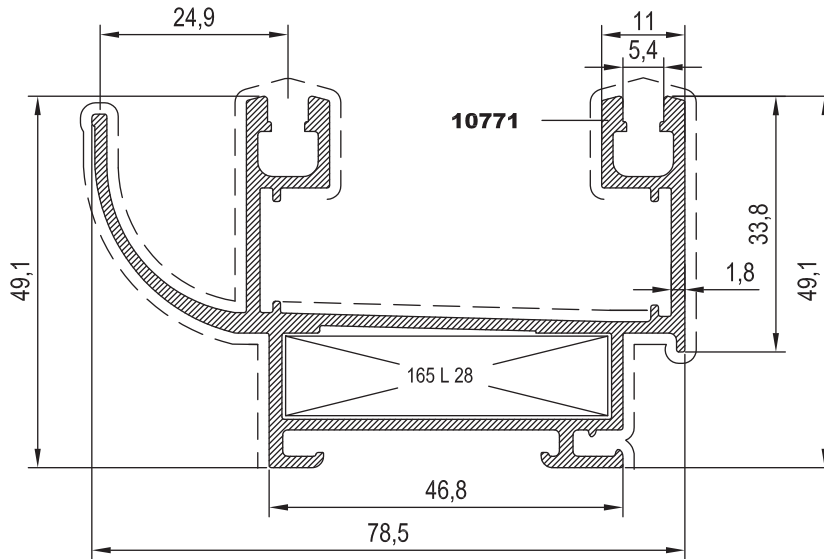
S58 F 01



S58 F 09



S58 F 10



Nr



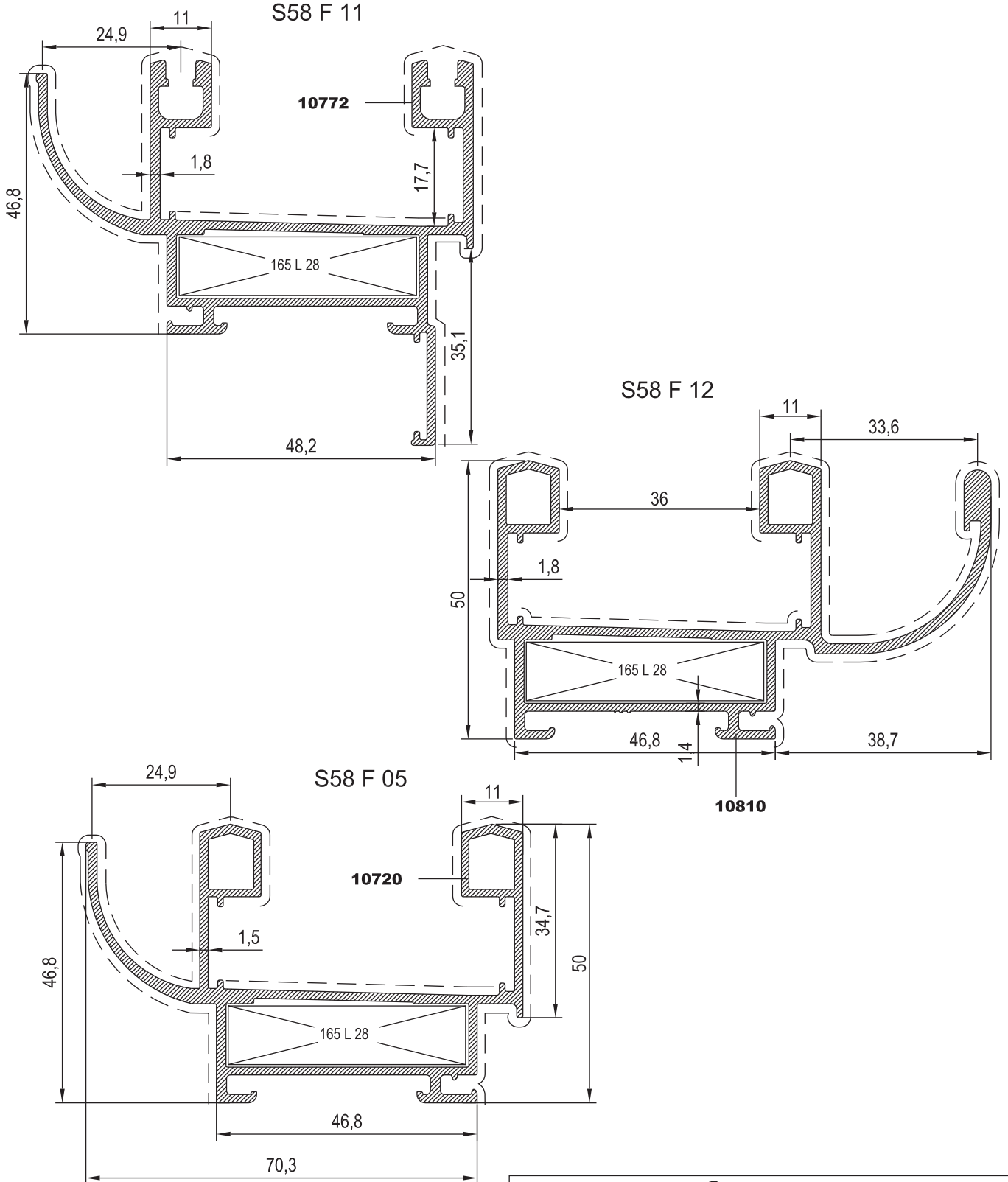
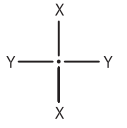
L m

KEŞİM ÖLÇÜSÜ
CUTTING SIZEAKS. KODU
ACS. CODE

S58 F 01	10691	25 L 28(10542)	43,3 mm	165 L 28
S58 F 09	10770	25 L 28(10542)		
S58 F 10	10771	25 L 28(10542)		



KOD	AĞIRLIK (kg/mt)	Jxx cm ⁴	Jyy cm ⁴	L m
S58 F 11	1,439	21,410	13,570	6
S58 F 05	1,347	28,790	10,510	6
S58 F 12	1,510	46,530	12,040	6



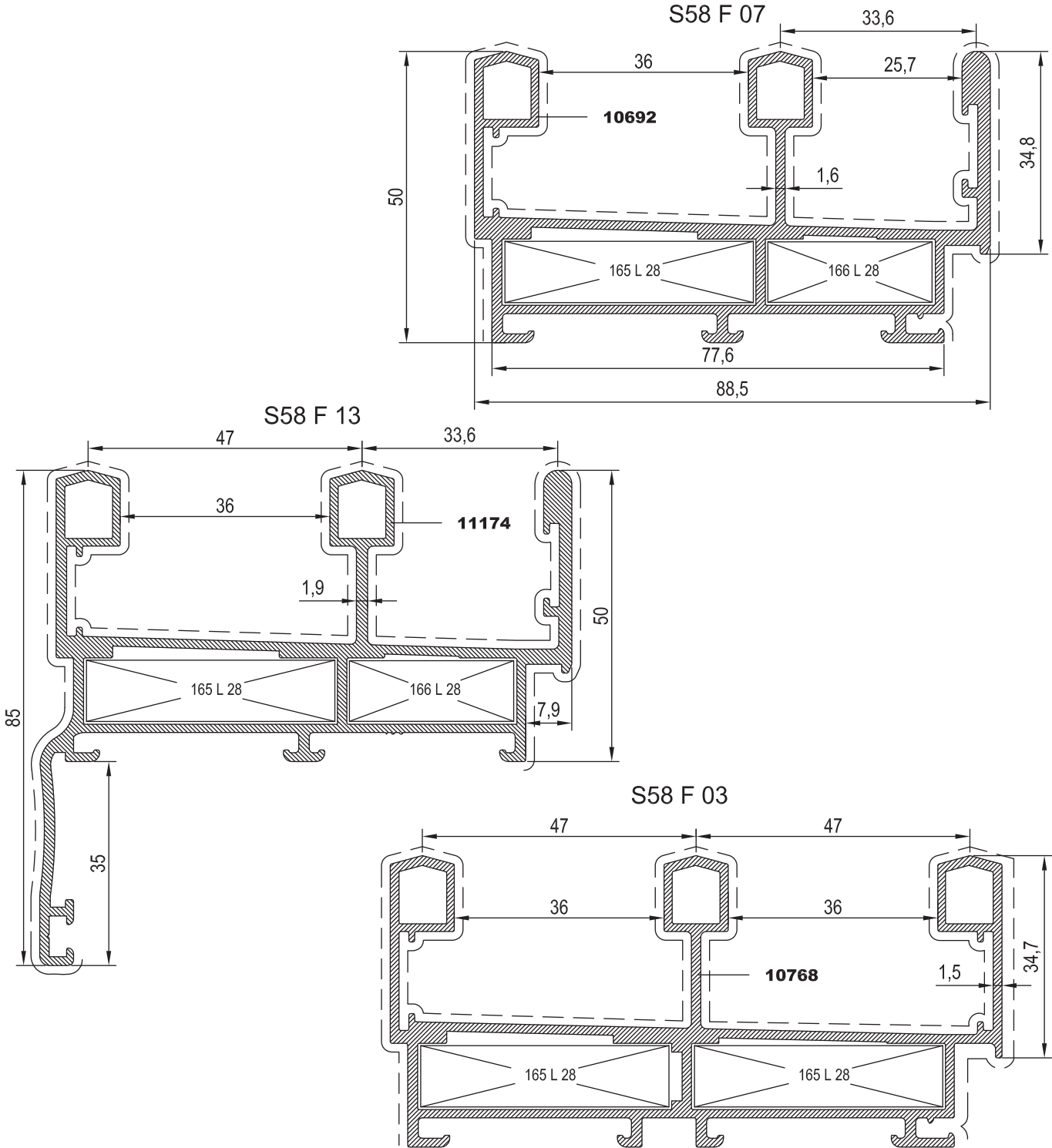
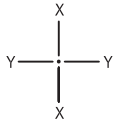
Nr

KEŞİM ÖLÇÜSÜ
CUTTING SIZE

Nr			KEŞİM ÖLÇÜSÜ CUTTING SIZE	AKS. KODU ACS. CODE
S58 F 11	10772	25 L 28(10542)	43,3 mm	165 L 28
S58 F 05	10720	25 L 28(10542)		
S58 F 12	10810	25 L 28(10542)		



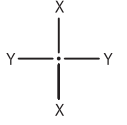
KOD	AĞIRLIK (kg/mt)	Jxx cm ⁴	Jyy cm ⁴	L m
S58 F 07	1,843	61,220	14,670	6
S58 F 03	2,041	85,700	15,750	6
S58 F 13	2,052	78,040	27,810	6



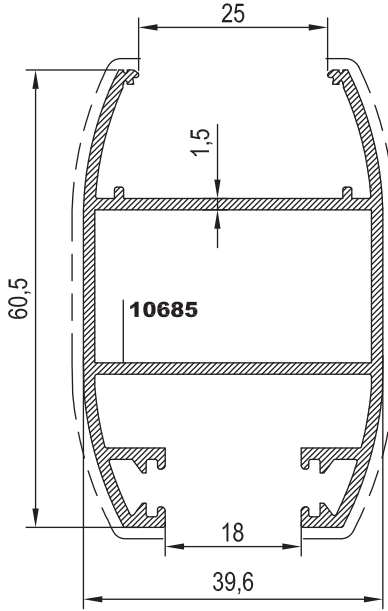
Nr		L m	KEŞİM ÖLÇÜSÜ CUTTING SIZE	AKS. KODU ACS. CODE
S58 F 03	10768	25 L 28(10542)	43,3 mm	165 L 28
S58 F 07	10692	25 L 28(10542)	43,3 mm	165 L 28
		25 L 28(10542)	28,9 mm	166 L 28
S58 F 13	11174	25 L 28(10542)	43,3 mm	165 L 28
		25 L 28(10542)	28,9 mm	166 L 28



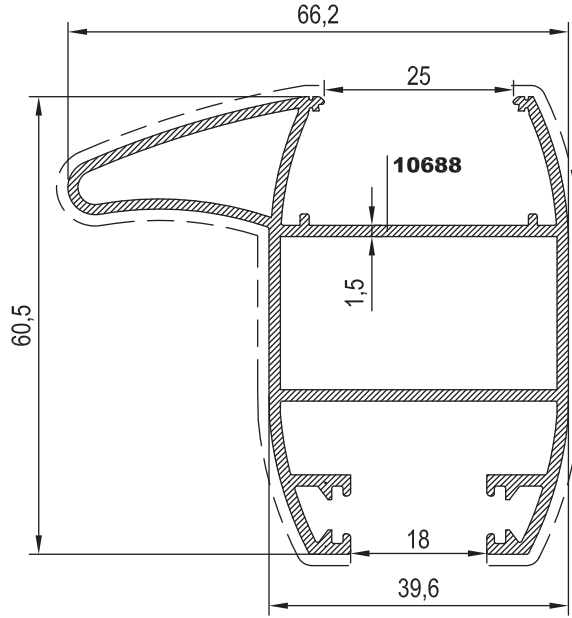
KOD	AĞIRLIK (kg/mt)	Jxx cm ⁴	Jyy cm ⁴	L m
S58 V 01	0,953	8,290	10,240	6
S58 V 04	1,266	14,140	15,810	6
S58 V 08	1,016	9,010	14,960	6
S58 V 11	1,174	10,280	20,690	6



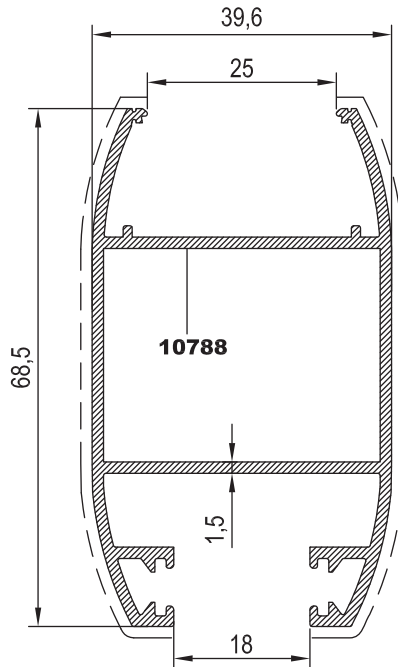
S58 V 01



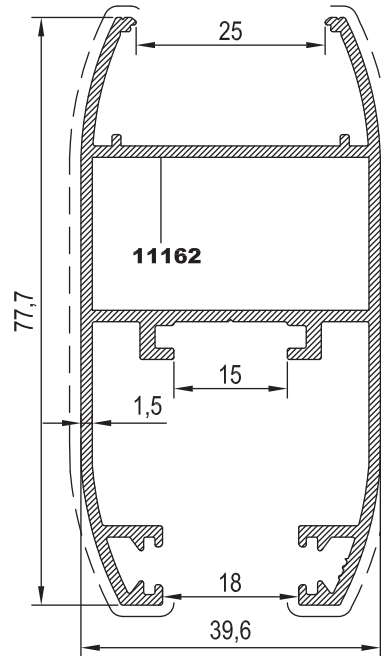
S58 V 04



S58 V 08

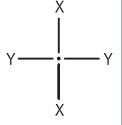


S58 V 11

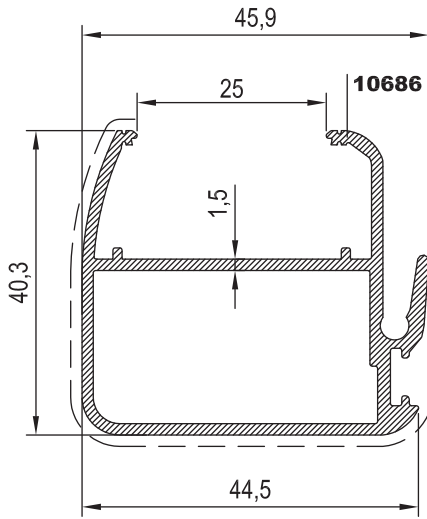




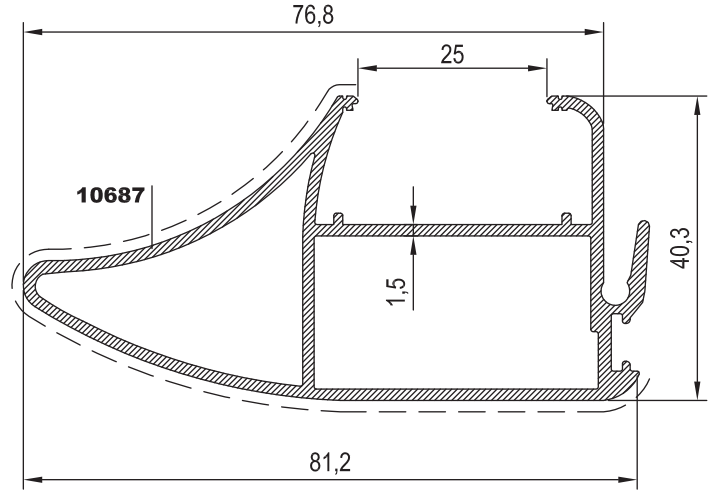
KOD	AĞIRLIK (kg/mt)	Jxx cm ⁴	Jyy cm ⁴	L m
S58 V 02	0,780	4,050	7,490	6
S58 V 03	1,229	26,540	5,260	6
S58 V 09	1,097	17,350	5,750	6
S58 V 10	1,140	25,610	6,380	6



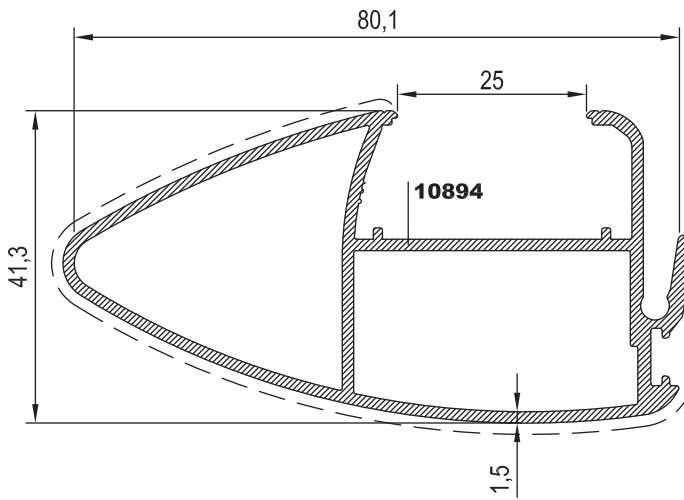
S58 V 02



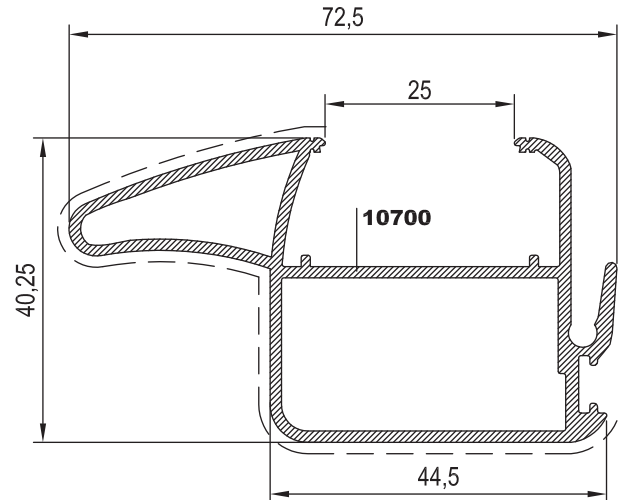
S58 V 03



S58 V 10



S58 V 09



21

22

23

24

25

26

27

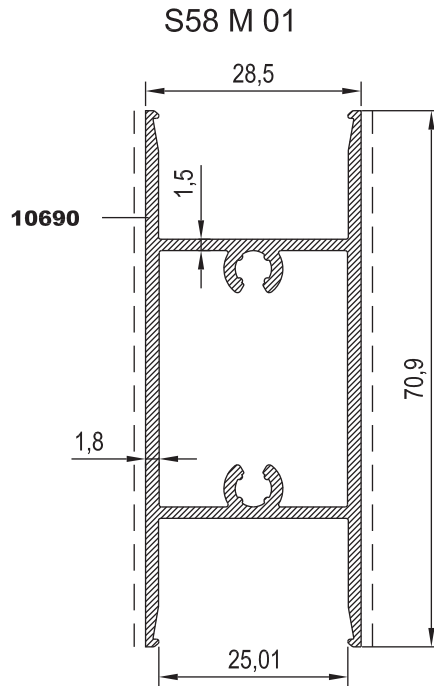
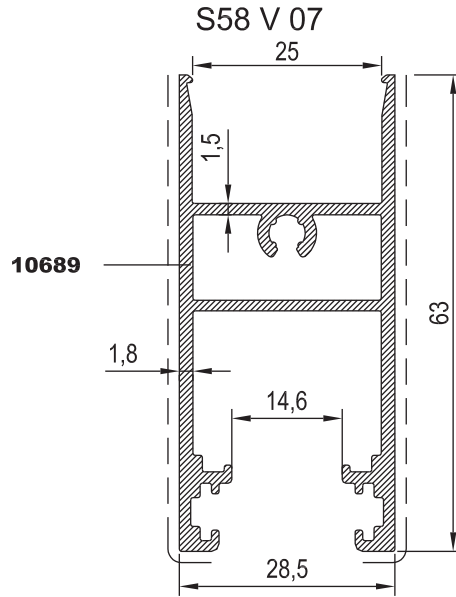
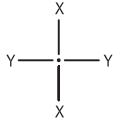
28

29

30

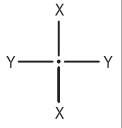


KOD	AĞIRLIK (kg/mt)	Jxx cm ⁴	Jyy cm ⁴	L m
S58 V 07	0,960	---	---	6
S58 M 01	0,962	12,750	4,770	6



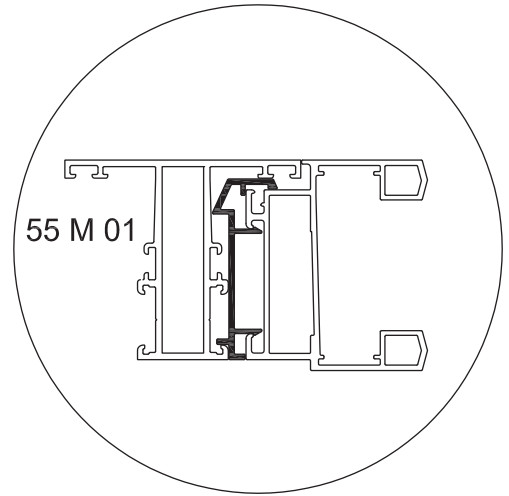
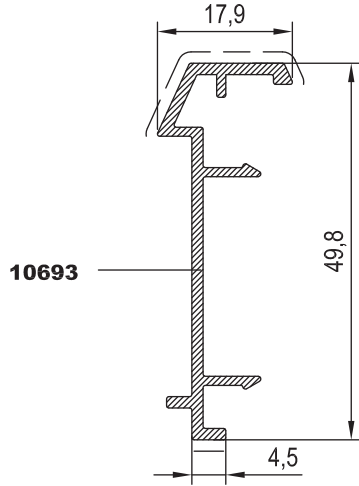


KOD	AĞIRLIK (kg/mt)	Jxx cm ⁴	Jyy cm ⁴	L m
S58 A 01	0,361	---	---	6
S58 A 03	0,532	---	---	6
S58 A 04	0,378	---	---	6



21

S58 A 01

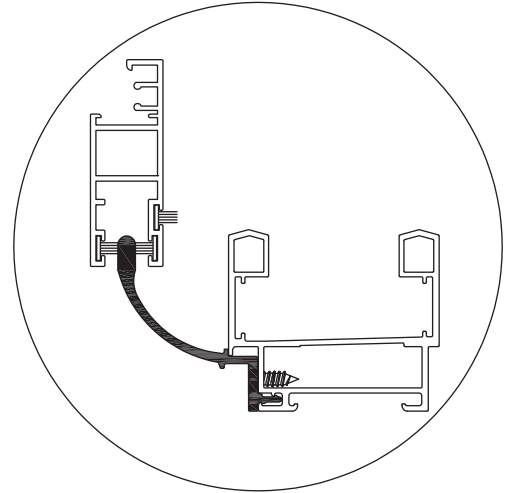
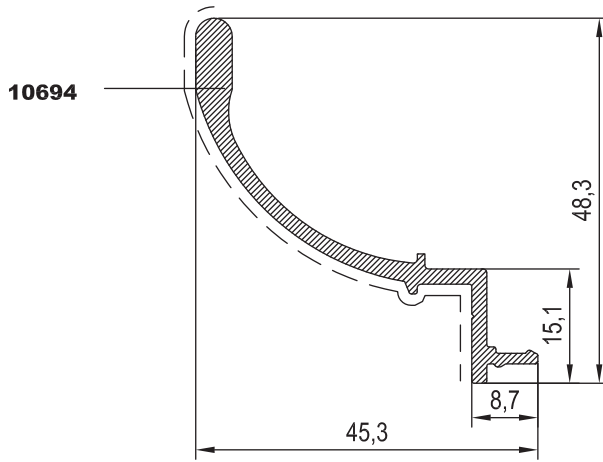


22

23

24

S58 A 03

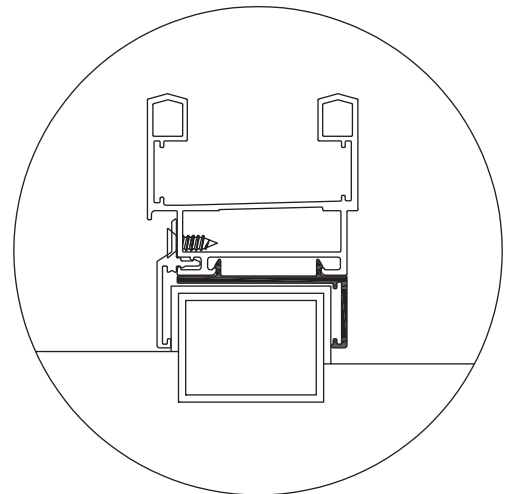
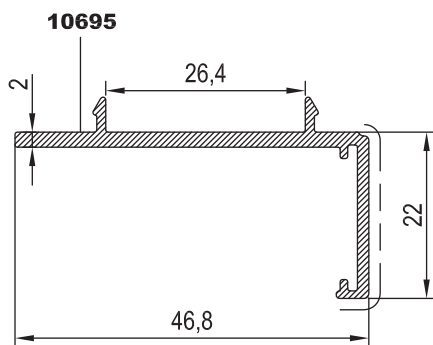


25

26

27

S58 A 04



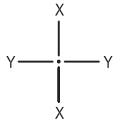
28

29

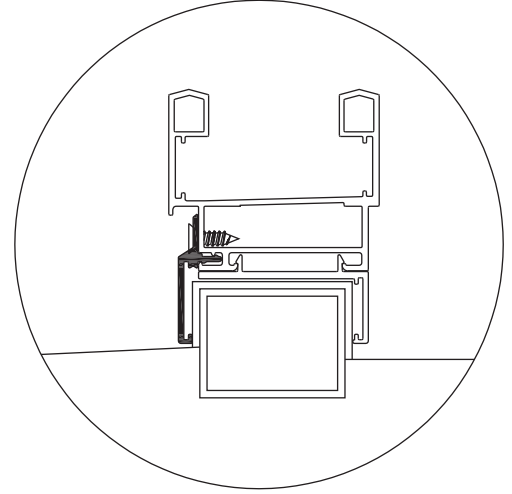
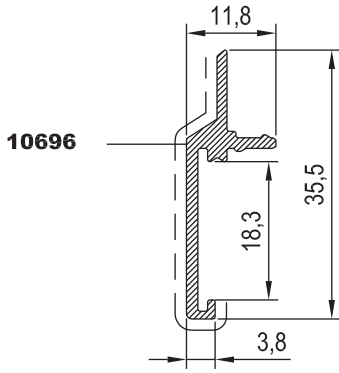
30



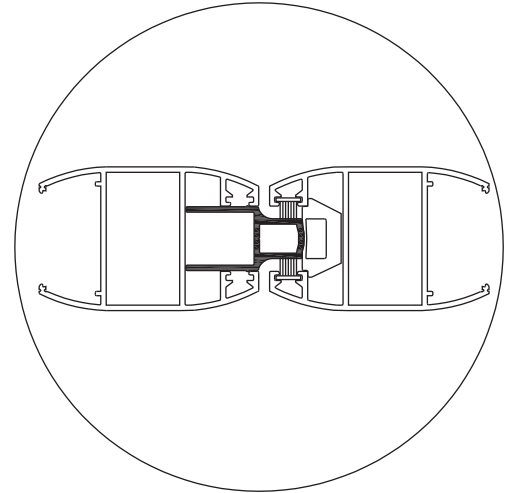
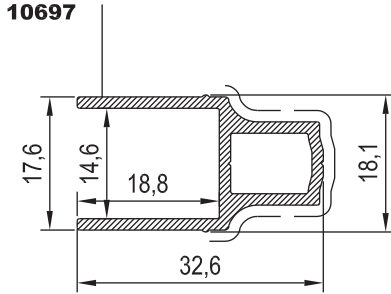
KOD	AĞIRLIK (kg/mt)	Jxx cm ⁴	Jyy cm ⁴	L m
S58 A 05	0,215	---	---	6
S58 A 06	0,364	---	---	6
S58 A 07	0,370	---	---	6



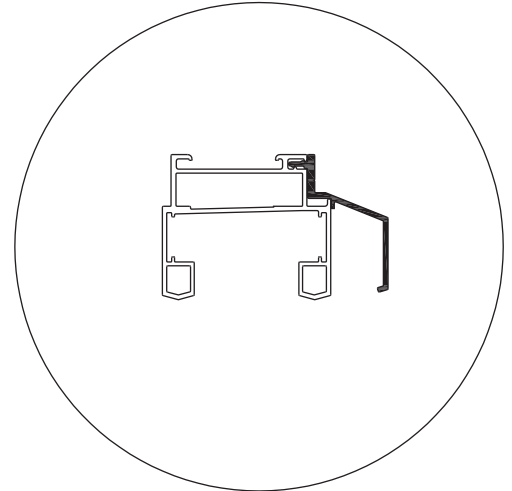
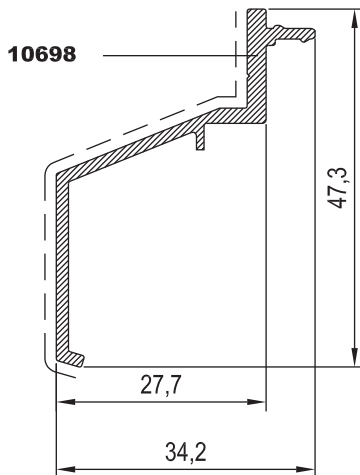
S58 A 05



S58 A 06

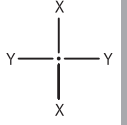


S58 A 07

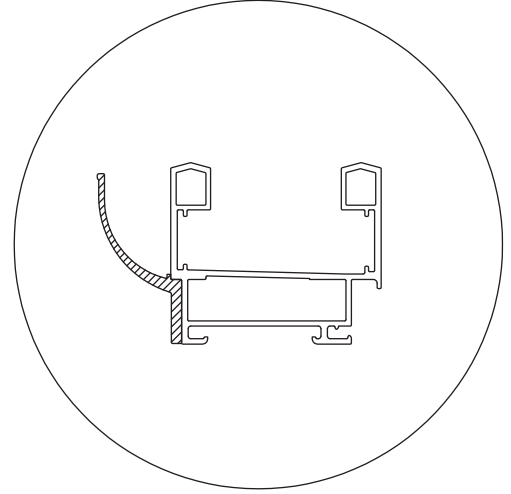
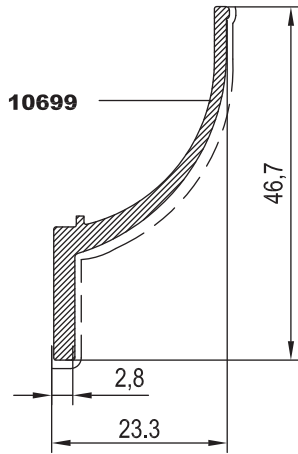




KOD	AĞIRLIK (kg/mt)	Jxx cm ⁴	Jyy cm ⁴	L m
S58 A 08	0,352	----	----	6 6 6




S58 A 08



TAKOZLAR (CLEATS)

PROFİL KODU (PROFILE CODE)	25 L 28			
FABRİKA KODU (FACTORY CODE)	10542			
AĞIRLIK (WEIGHT)	3,689 kg/m			
ÇİZİM (DRAWING)				

KÖŞE TAKOZLARI (CORNER CLEATS)

Nr		 L m	KEŞİM ÖLÇÜSÜ CUTTING SIZE	AKS. KODU ACS. CODE
S58 F 01	10691	25 L 28(10542)	43,3 mm	165 L 28
S58 F 03	10768	25 L 28(10542)	43,3 mm	165 L 28
S58 F 05	10720	25 L 28(10542)	43,3 mm	165 L 28
S58 F 07	10692	25 L 28(10542)	43,3 mm	165 L 28
			28,9 mm	166 L 28
S58 F 09	10770	25 L 28(10542)	43,3 mm	165 L 28
S58 F 10	10771	25 L 28(10542)	43,3 mm	165 L 28
S58 F 11	10772	25 L 28(10542)	43,3 mm	165 L 28
S58 F 12	10810	25 L 28(10542)	43,3 mm	165 L 28
S58 F 13	11174	25 L 28(10542)	43,3 mm	165 L 28
			28,9 mm	166 L 28



21

22

23

24

25

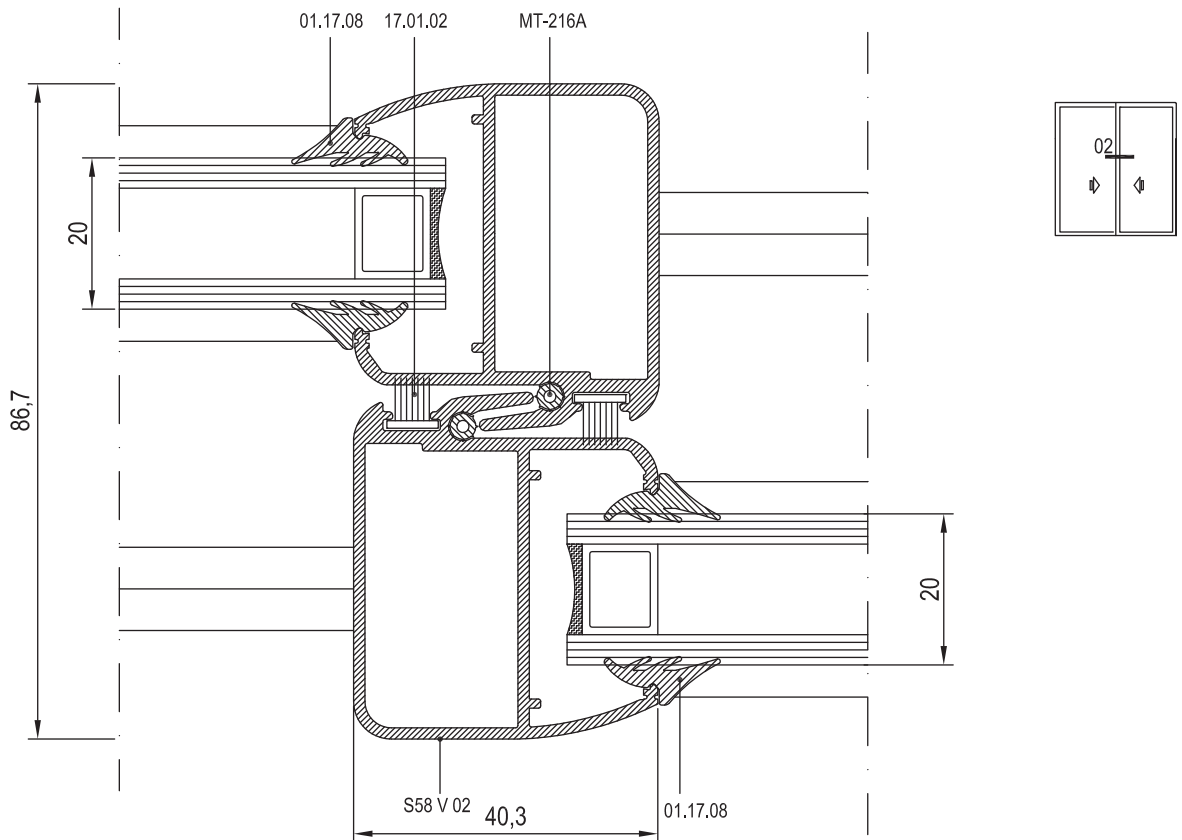
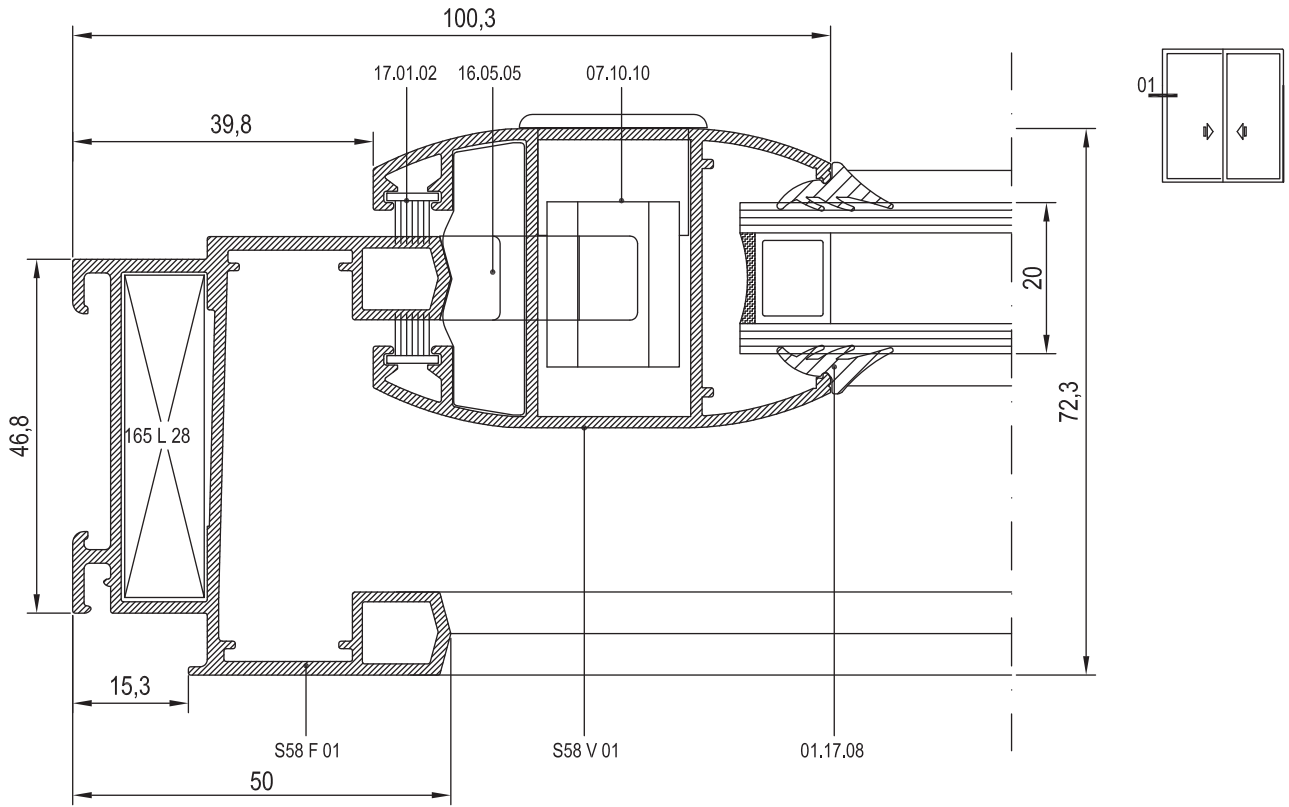
26

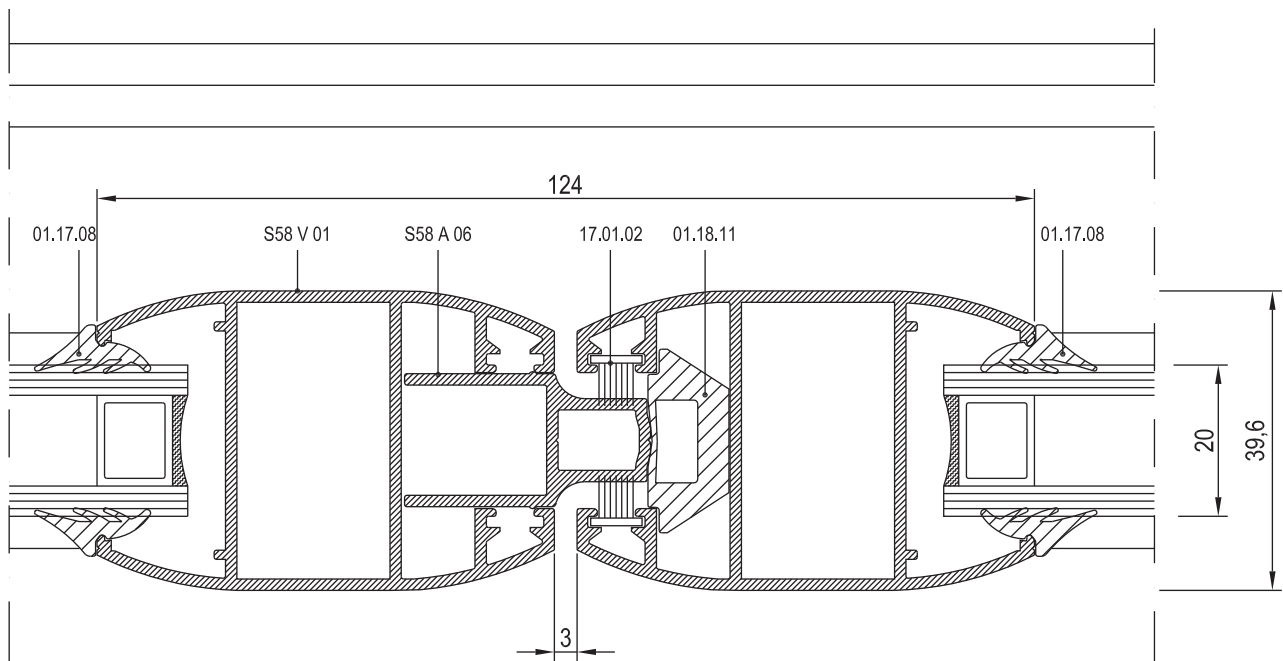
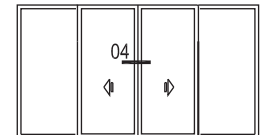
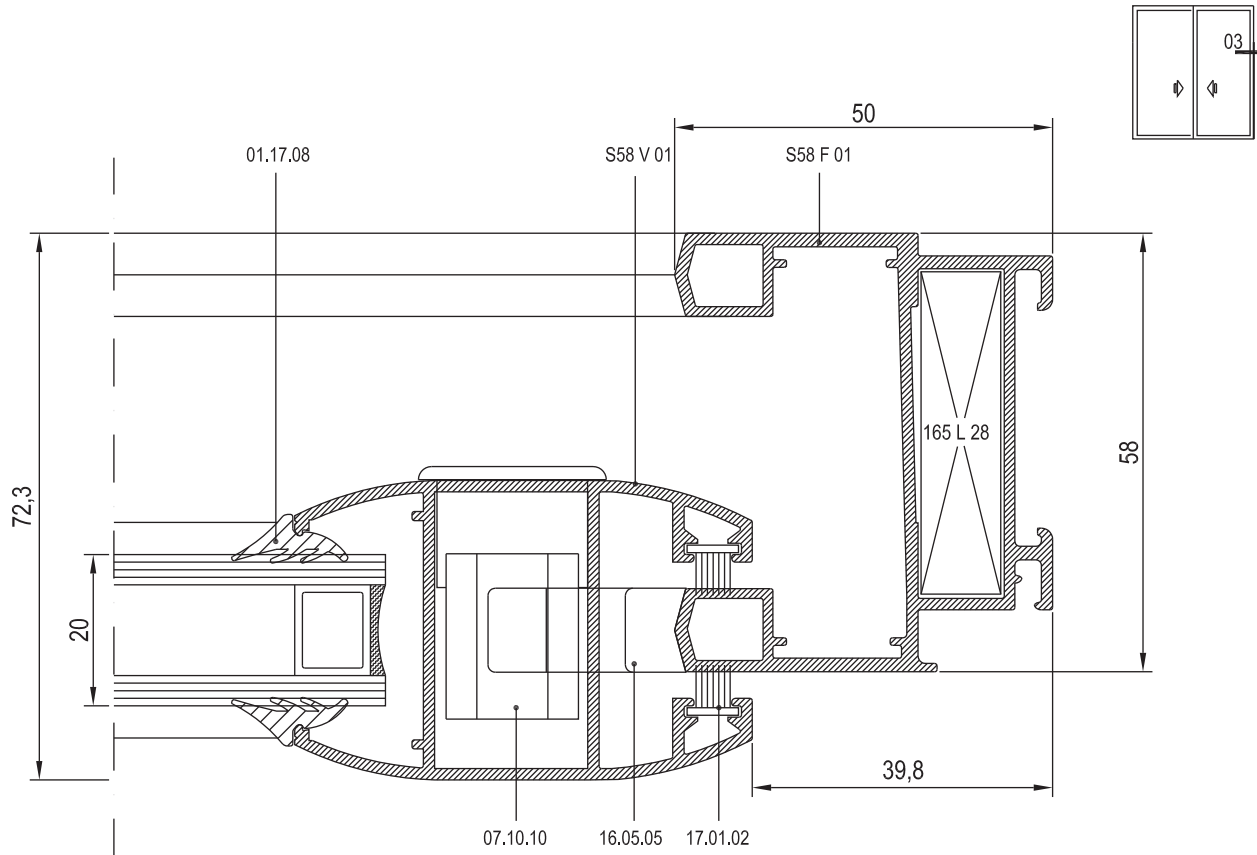
27

28

29

30







21

22

23

24

25

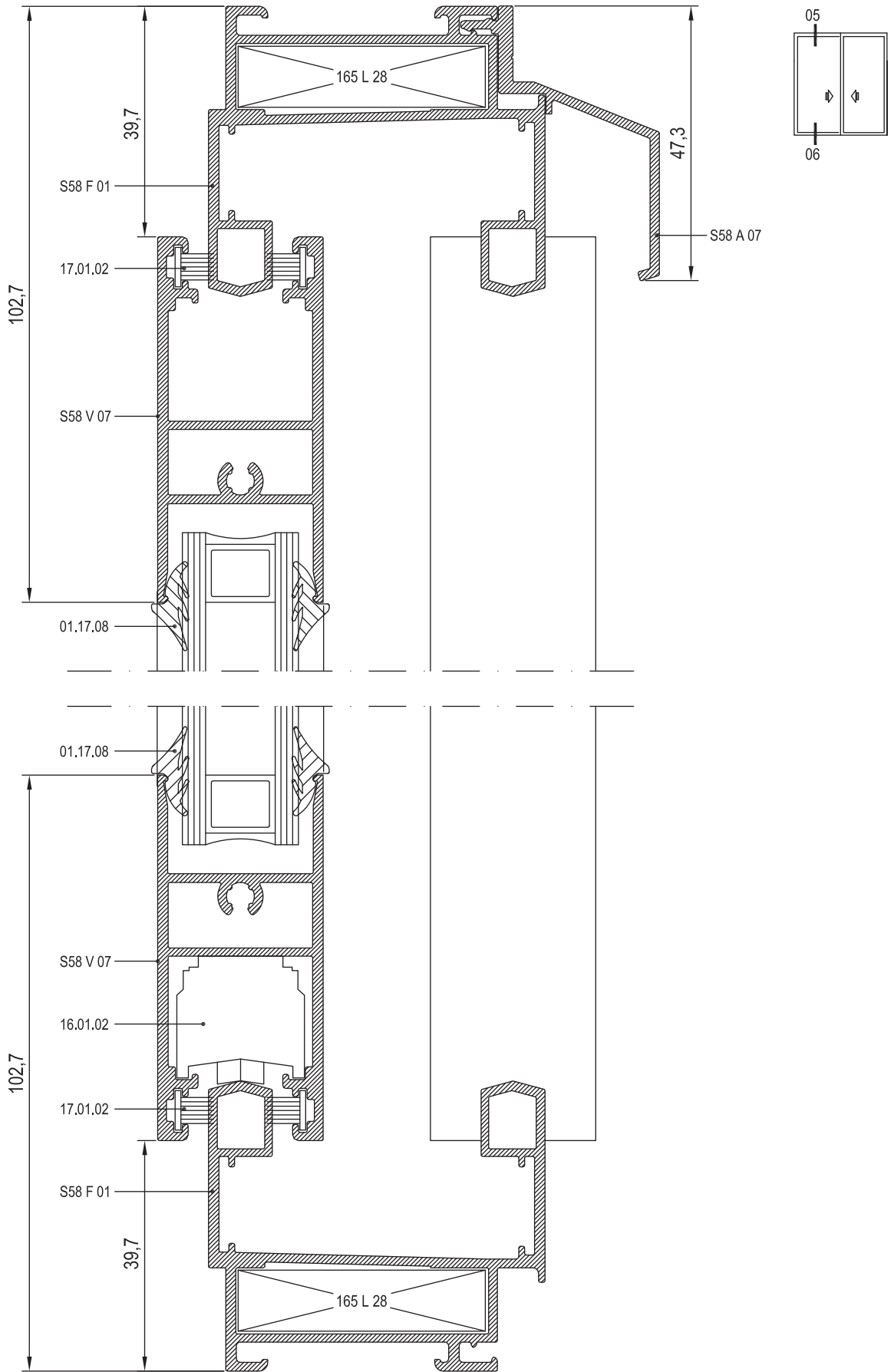
26

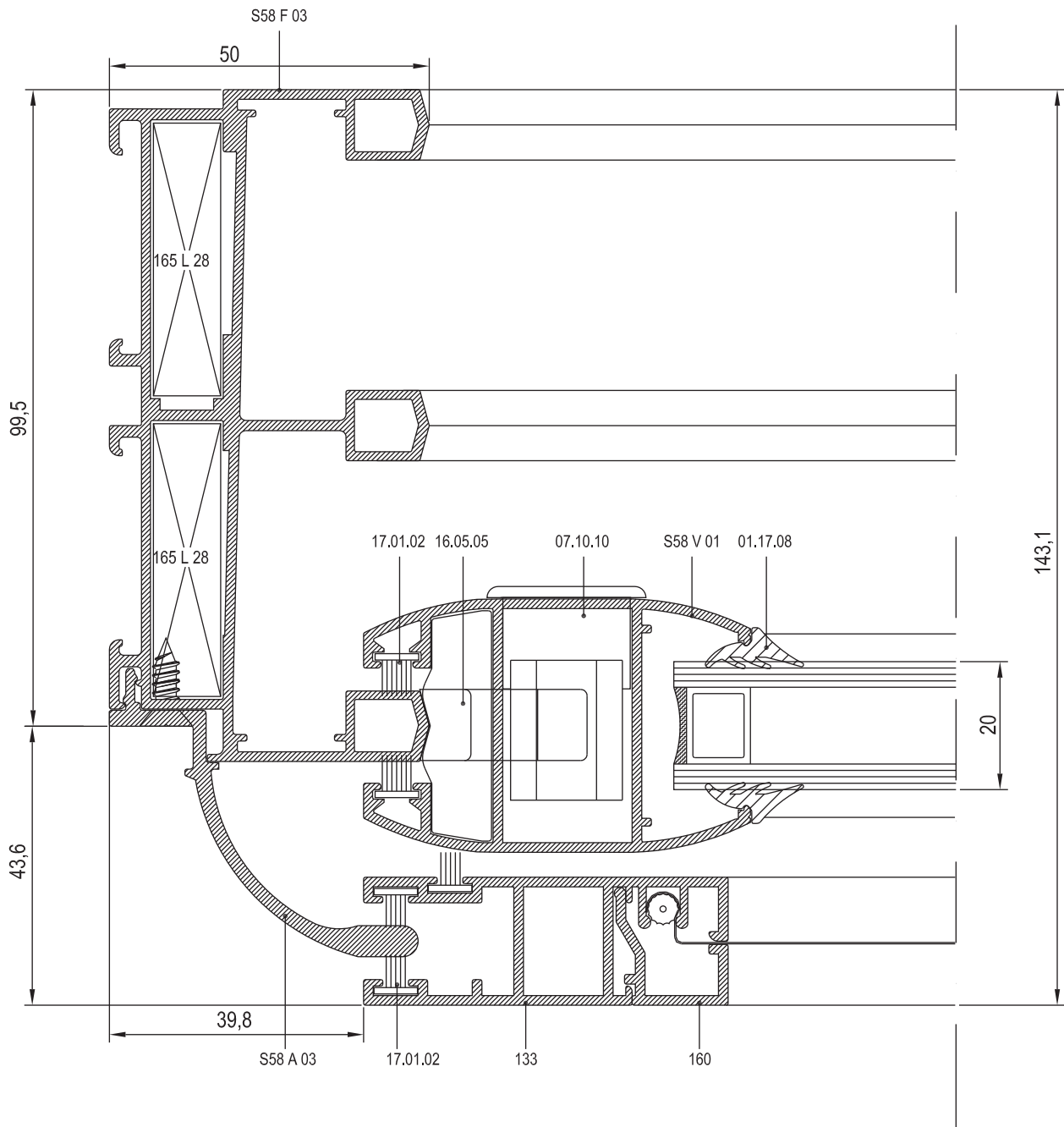
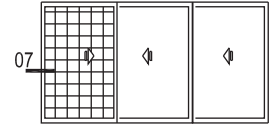
27

28

29

30





21

22

23

24

25

26

27

28

29

30



21

22

23

24

25

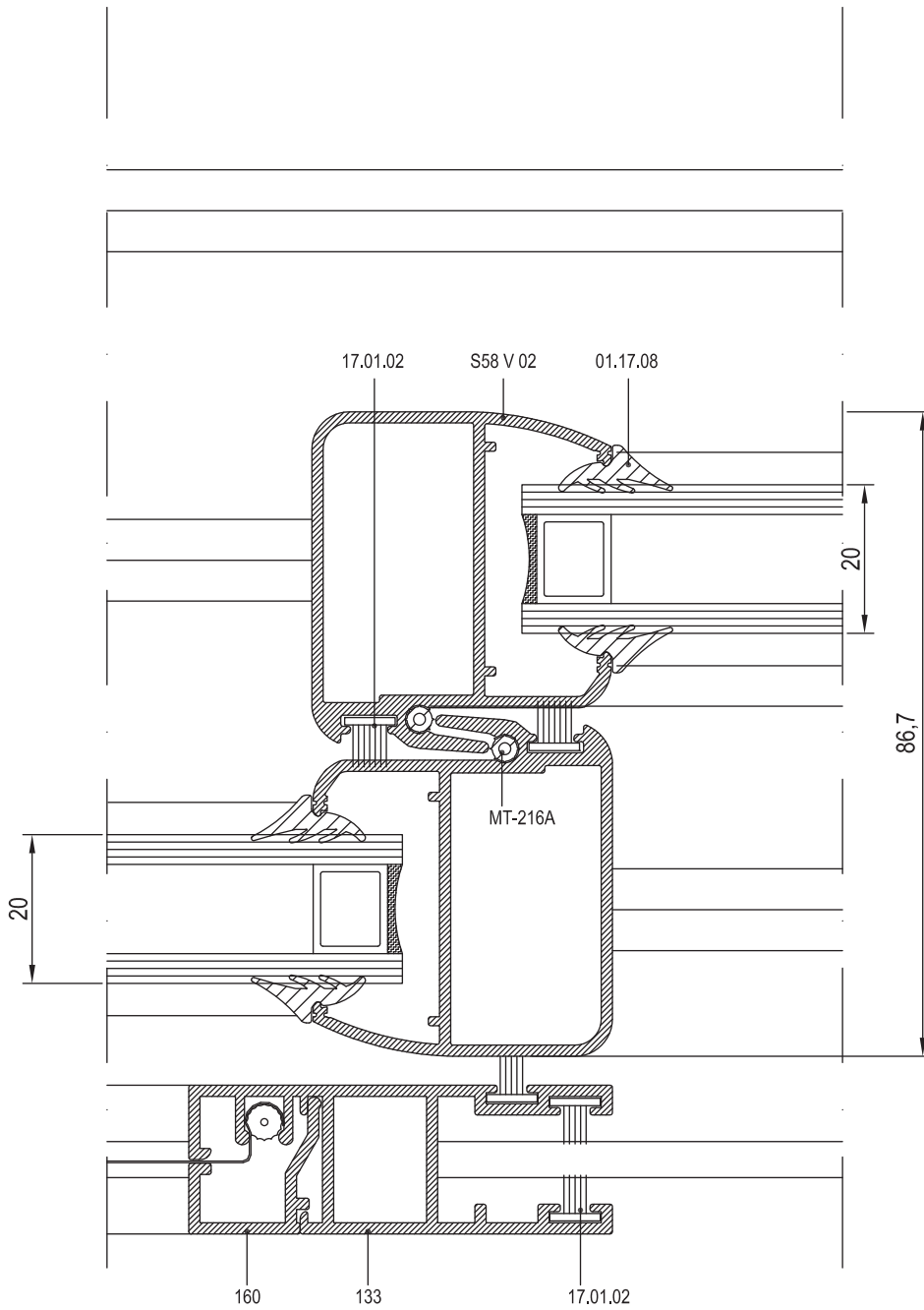
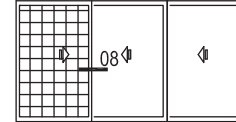
26

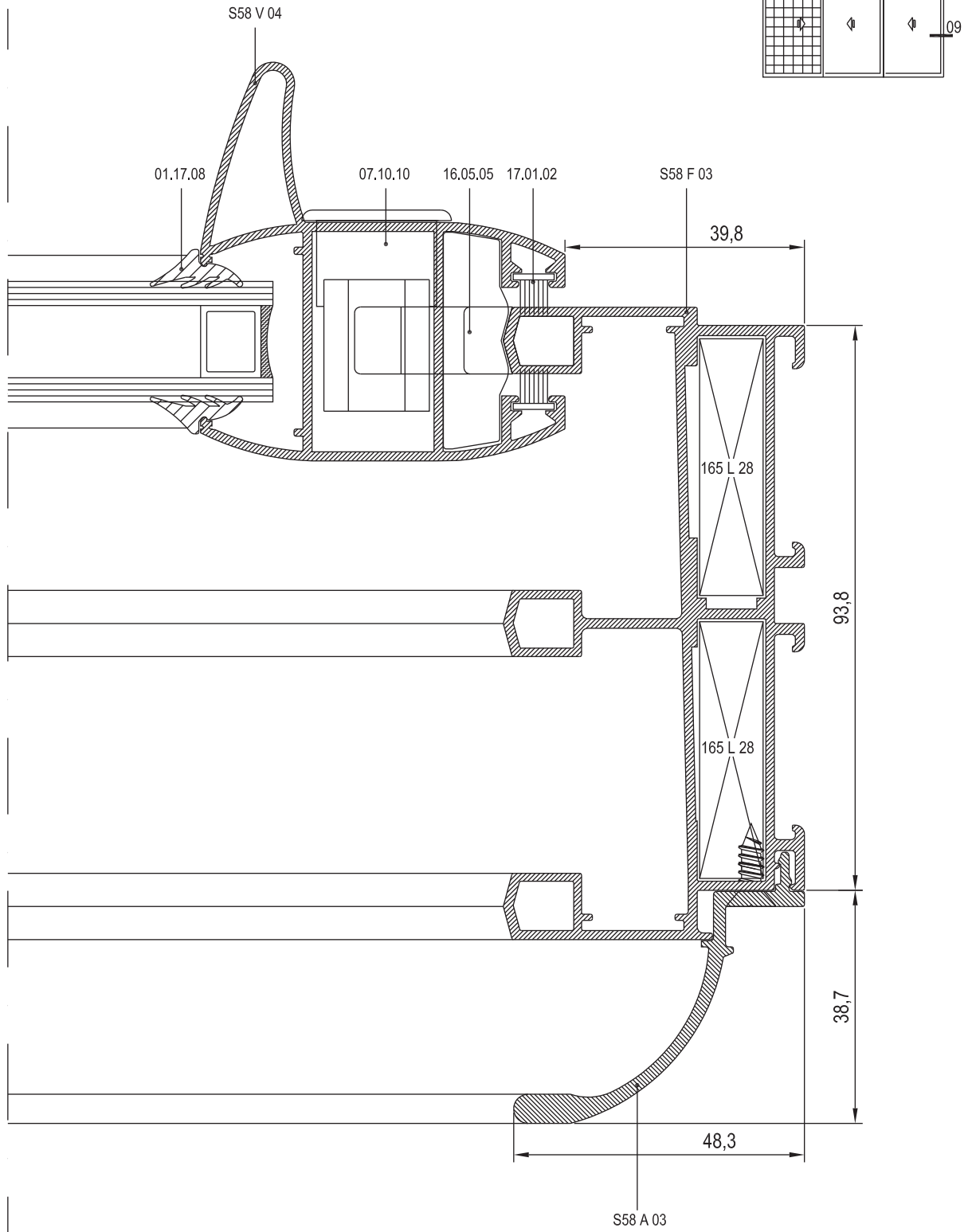
27

28

29

30





21

22

23

24

25

26

27

28

29

30



21

22

23

24

25

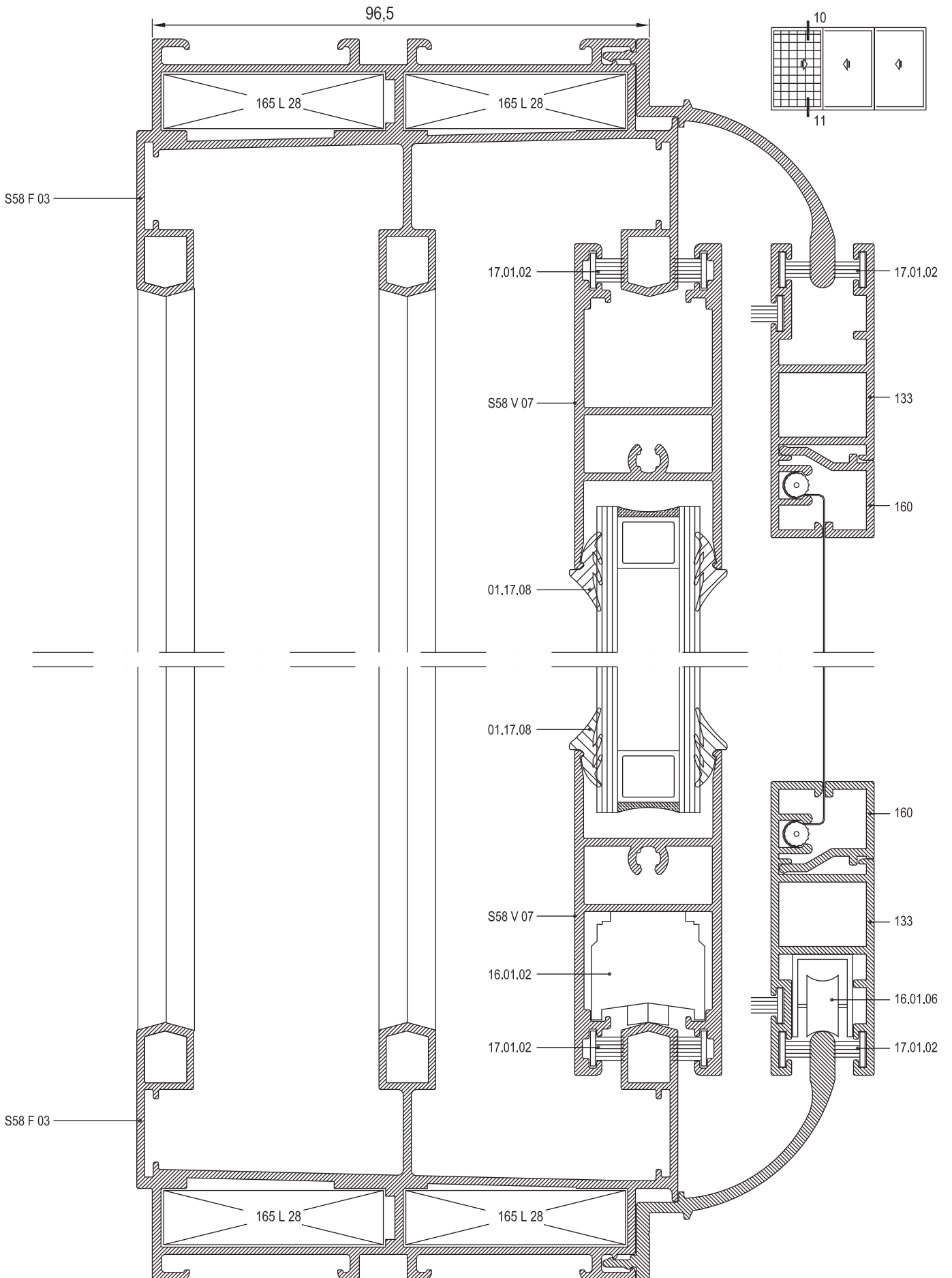
26

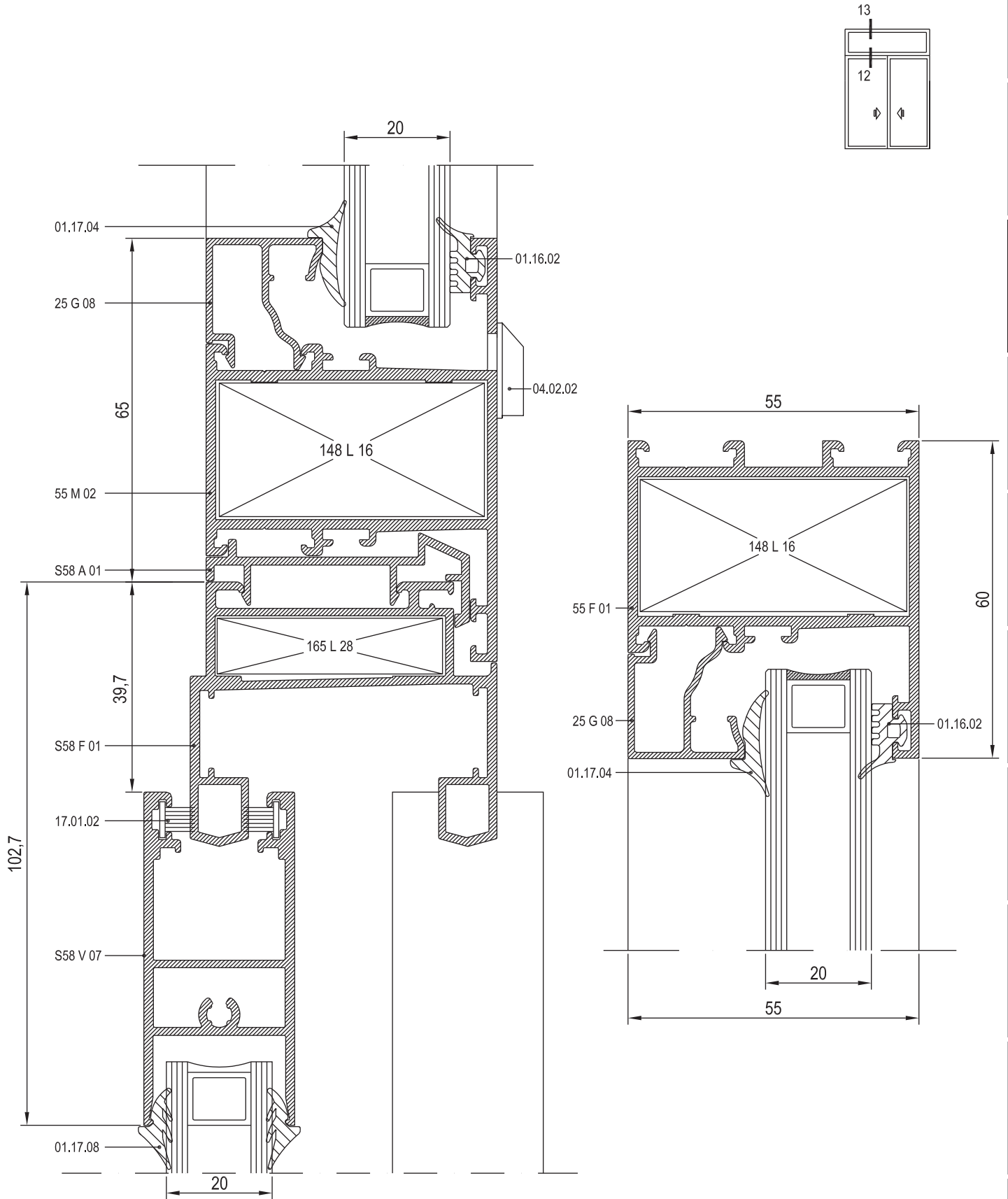
27

28

29

30





21

22

23

24

25

26

27

28

29

30



21

22

23

24

25

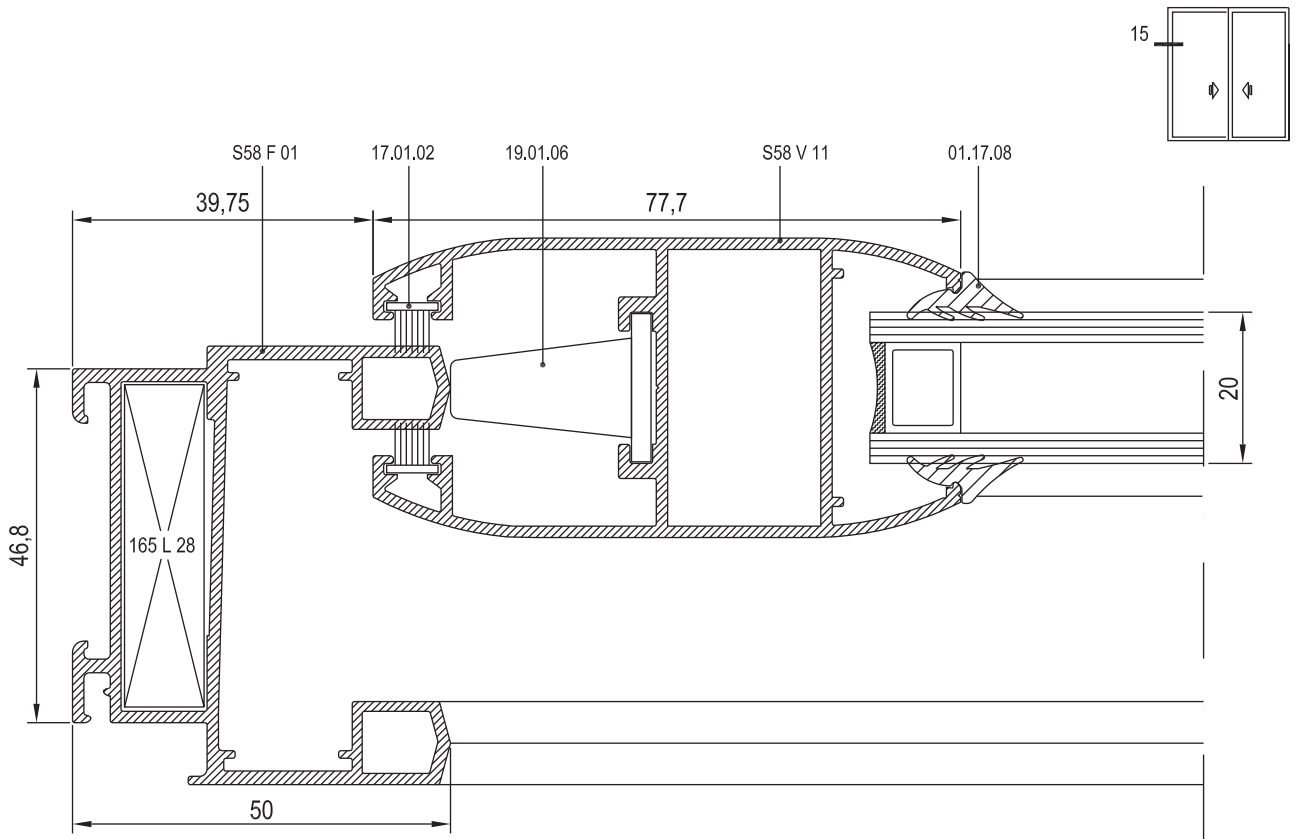
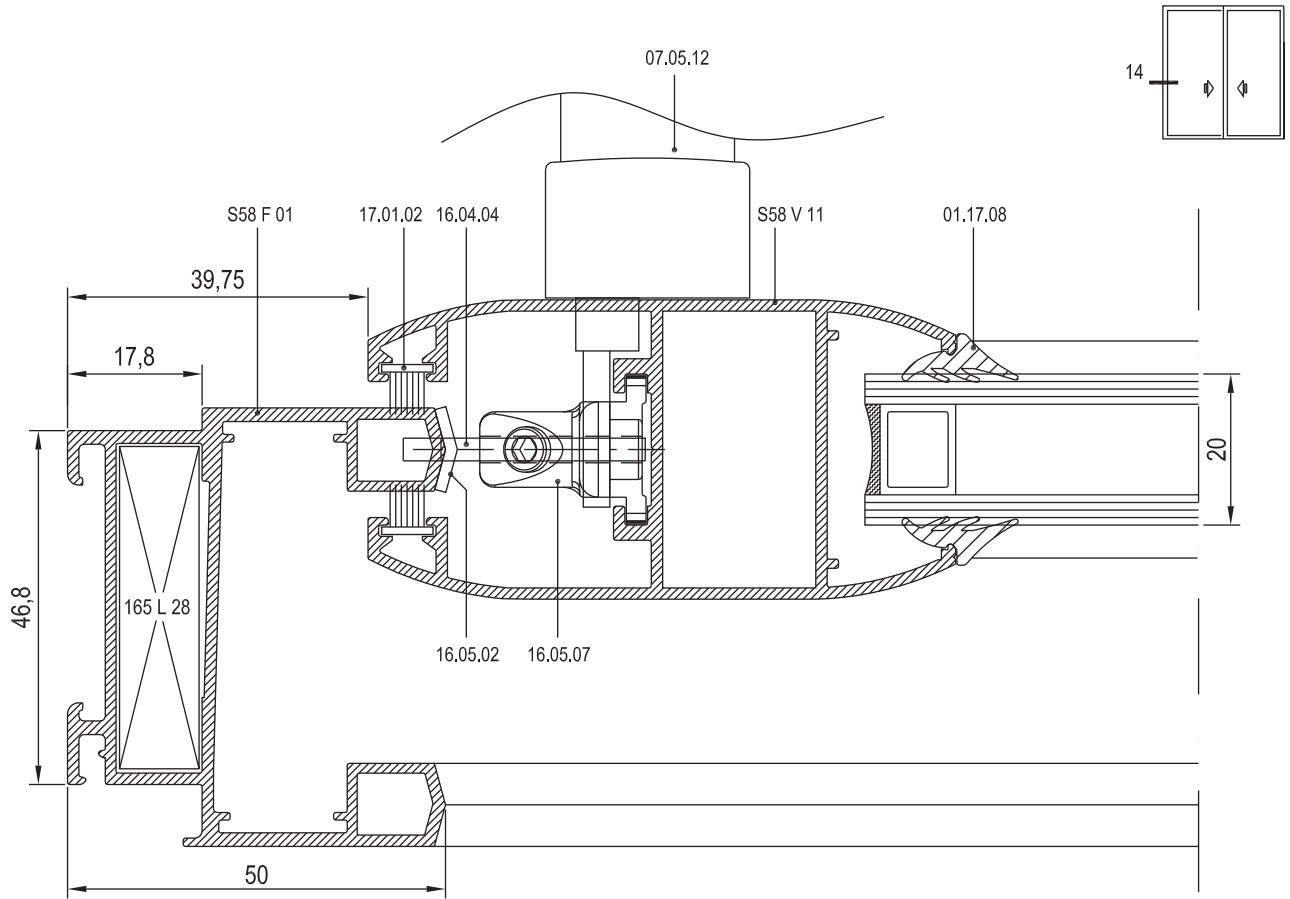
26

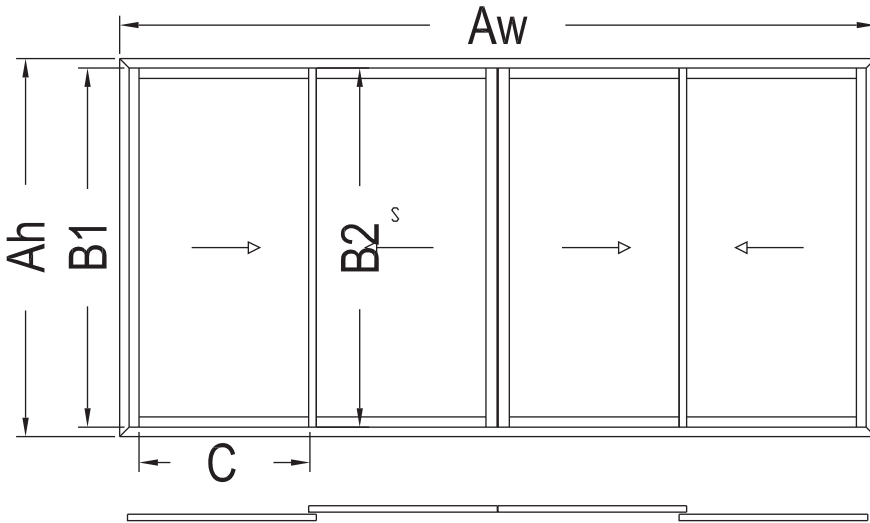
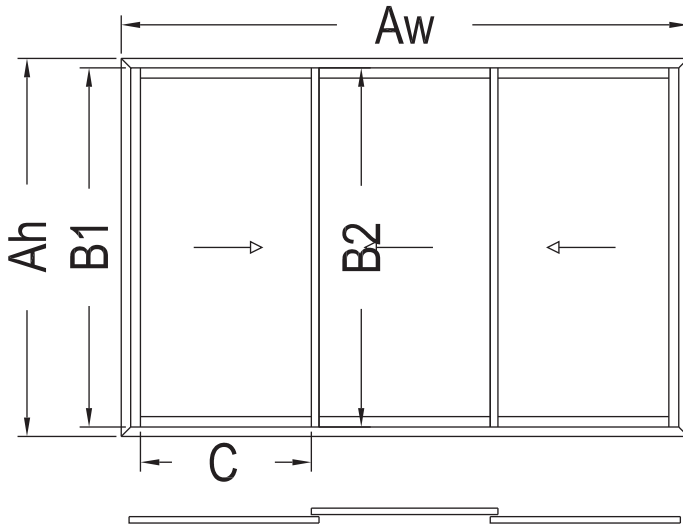
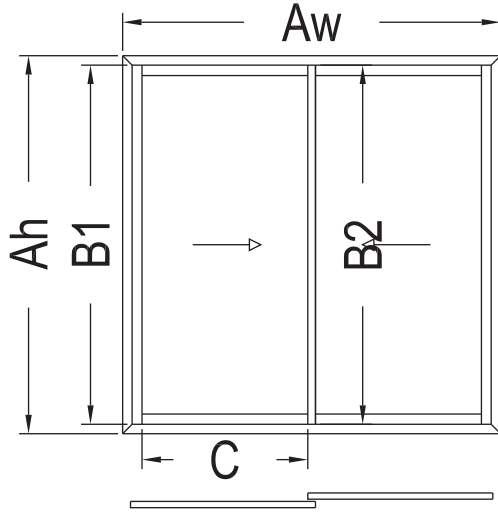
27

28

29

30





PROFİLLER

KOD	PROFİL ÇİZİMİ	ADET	KESİM ÖLÇÜSÜ (mm)
S58 F 01	A	2	A_w
		2	A_h
S58 V 01	B1	2	$B1 = A_h - 83,4 \text{ mm}$
S58 V 02	B2	2	$B2 = A_h - 83,4 \text{ mm}$
S58 V 07	C	4	$C = \frac{A_w - 85,6 \text{ mm}}{2}$

CAM GENİŞLİĞİ	$G_{lw} = C - 53,5$	G _{lw} x G _{lh} (m2)	2 Adet
CAM YÜKSEKLİĞİ	$G_{lh} = B1 - 98$		

PROFİLLER

KOD	PROFİL ÇİZİMİ	ADET	KESİM ÖLÇÜSÜ (mm)
S58 F 03	A	2	A_w
		2	A_h
S58 V 01	B1	2	$B1 = A_h - 83,4 \text{ mm}$
S58 V 02	B2	4	$B2 = A_h - 83,4 \text{ mm}$
S58 V 07	C	6	$C = \frac{A_w - 48,2 \text{ mm}}{3}$

CAM GENİŞLİĞİ	$G_{lw} = C - 53,5$	G _{lw} x G _{lh} (m2)	3 Adet
CAM YÜKSEKLİĞİ	$G_{lh} = B1 - 98$		

PROFİLLER

KOD	PROFİL ÇİZİMİ	ADET	KESİM ÖLÇÜSÜ (mm)
S58 F 01	A	2	A_w
		2	A_h
S58 V 01	B1	4	$B1 = A_h - 83,4 \text{ mm}$
S58 V 02	B2	4	$B2 = A_h - 83,4 \text{ mm}$
S58 V 07	C	8	$C = \frac{A_w - 94,7 \text{ mm}}{4}$
S58 A 06	D	1	$D = A_h - 110 \text{ mm}$

CAM GENİŞLİĞİ	$G_{lw} = C - 53,5$	G _{lw} x G _{lh} (m2)	4 Adet
CAM YÜKSEKLİĞİ	$G_{lh} = B1 - 98$		

21

22

23

24

25

26


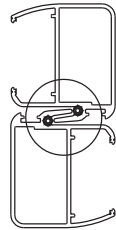
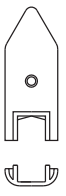
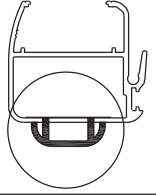

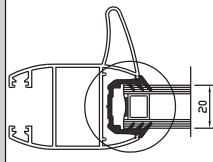
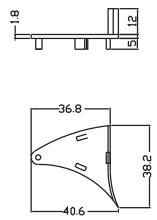
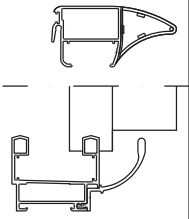

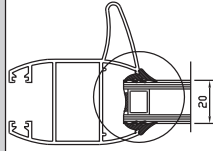
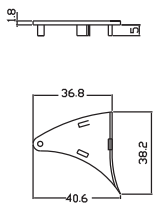
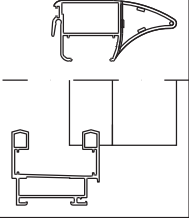
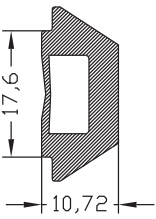
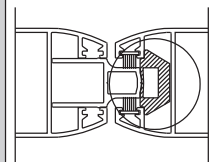
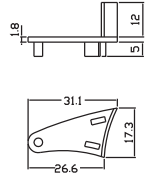
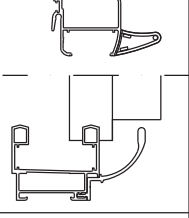

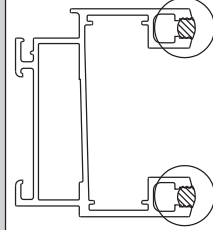
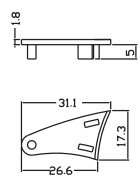
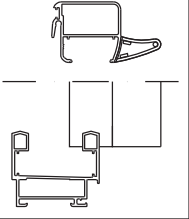
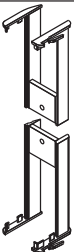
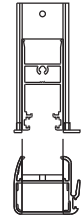
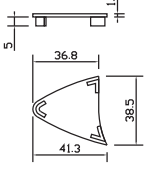
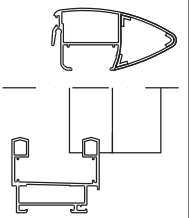
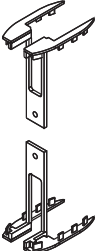
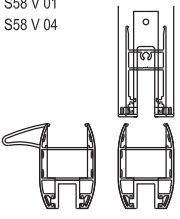

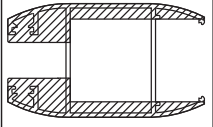
27

28

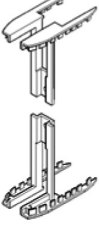
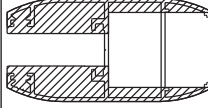
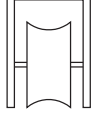
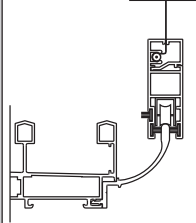
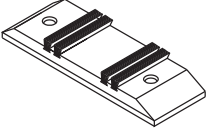
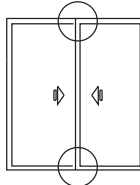
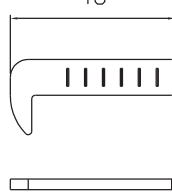
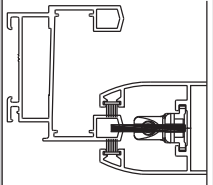
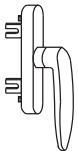
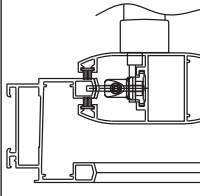
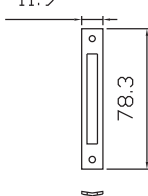
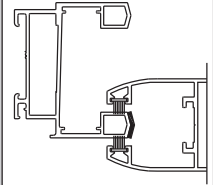

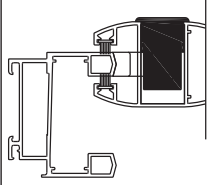

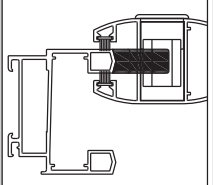
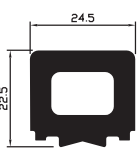
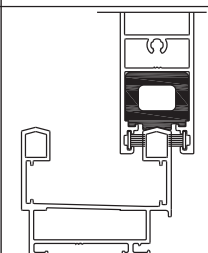

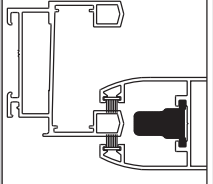
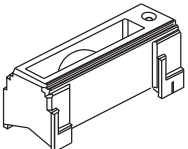
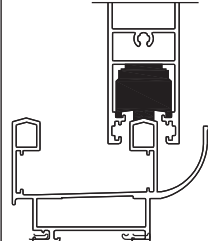

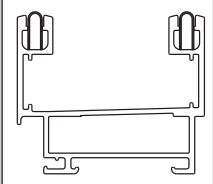
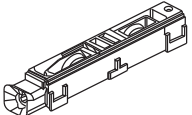
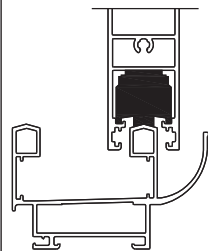

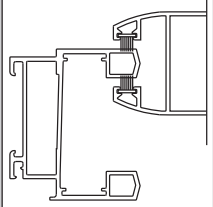
29

30



21		MT-216A KENET FİTİLİ CONNECTION GASKET EPDM			04.10.05 PVC KANAT KAPAĞI PVC CAP	
22						
23		01.16.04 CAM FİTİLİ GLAZING GASKET EPDM 195 gr/m			04.10.06A - 06B PVC KAPAK PVC CAP	S58 V 03 
24		01.17.08 CAM FİTİLİ GLAZING GASKET EPDM 50 gr/m			04.10.07A - 07B PVC KAPAK PVC CAP	S58 V 03 
25						
26		01.18.11 ORTA BASMA FİTİLİ CENTRAL GASKET EPDM 206 gr/m			04.10.08A - 08B PVC KAPAK PVC CAP	S58 V 04 - S58 V 09 
27		01.19.14 RAY FİTİLİ CENTRAL GASKET EPDM 39 gr/m			04.10.09A - 09B PVC KAPAK PVC CAP	S58 V 03 - S58 V 09 
28		04.10.03A - 03B PVC KAPAK PVC CAP	S58 V 02 S58 V 03 S58 V 09 S58 V 10 		04.10.18A - 18B PVC KAPAK PVC CAP	S58 V 10 
29		04.10.04A - 04B PVC KAPAK PVC CAP	S58 V 01 S58 V 04 		04.10.22A - 22B PVC KAPAK PVC CAP	S58 V 08 
30						



	04.10.23A - 23B PVC KAPAK PVC CAP	S58 V 11 		16.01.06 SİNEKLİK RULMANI BEARING FOR FLYING SCREEN	
	04.11.02 SIZDIRMAZLIK PARÇASI SEALING PART		46 	16.04.04 DİL BOLT	S58 V 11 
	07.05.12 KOL HANDLE SİYAH-BEYAZ-GRİ BLACK-WHITE-GREY	S58 V 11 	11.9 	16.05.02 SÜRME KİLİT KARŞILIĞI FOREND	S58 V 11 
	07.10.10 SÜRME KİLİT SLIDING LOCK			16.05.05 SÜRME KİLİT ADAPTÖRÜ LOCK ADAPTER	
	11.05.01 KANAT SABİTLEME TAKOZU VENT FIXING PART			16.05.07 KİLİT ADAPTÖRÜ LOCK ADAPTER	S58 V 11 
	16.01.01 TEKLI RULMAN SINGLE BEARING			16.06.01 ÇELİK RAY STEEL RAIL	
	16.01.02 AYARLI ÇİFTLİ RULMAN ADJUSTABLE BEARING			17.01.02 KİL FİTİL BRUSH	

21

22

23

24

25

26

27

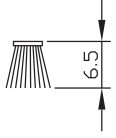
28

29

30

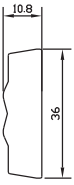
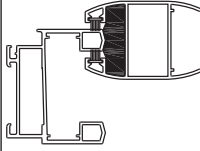


21

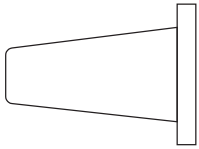
**17.01.05**KIL FİTİL
BRUSH04.11.02 İÇİN
FOR 04.11.02

22

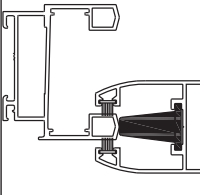
23

**19.01.04**STOPER
BUFFER
EPDM

24

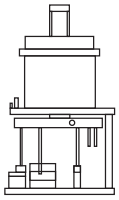
**19.01.06**STOPER
BUFFER
PVC

S58 V 11



25

26

**21.01.02**PUNCH MAKİNESİ
PUNCH MACHINE
PNÖMATİK

27

28

29

30

RESCARA SİSTEM

RESCARA SYSTEM

Aluminyum Kapı Pencere ve Giydirme Cephe Sistemleri
Aluminium Window Doors and Facade Systems



21

22

23

24

25

26

27

28

29

30

RESCARA SİSTEM

RESCARA SYSTEM

Aluminyum Kapı Pencere ve Giydirmce Cephe Sistemleri
Aluminium Window Doors and Facade Systems

21



22

23

24

25

26

27

28

29

30